

MORE FROM WOOD.



Availability Guide

**Your schedule.
Made possible.**

Egger Decorative Collection 2017–2019

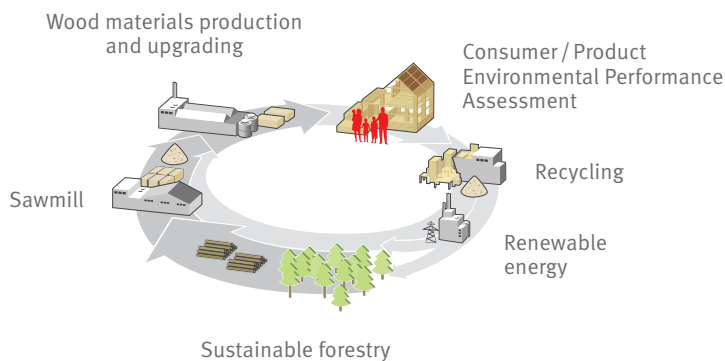


Environmental policy

EGGER is seen as a pioneer for its environmentally friendly manufacturing processes. This is reflected in our commitment

- to sustainable forestry,
- in the recycling of wood industry by-products into raw materials,
- in the choice to use alternatives to greenhouse gas fuels as sources of energy,
- in modern and ecological manufacturing techniques,
- and in the search for eco-friendly logistics systems.

EGGER processes 100% of the wood entering its factories as a closed loop. EGGER actively participates in reducing CO₂ emissions into the atmosphere by giving wood a second life and by reducing consumption of natural gas by more than 90%. The CO₂ emitted during manufacturing processes is itself absorbed by the surrounding forest and transformed into oxygen, thereby ensuring that the industrial process is a closed loop with reduced environmental impact.




Certified products

All of EGGER's factories are ISO 9001:2000 certified and apply a Total Quality policy, as they have done for many years now. Our boards and laminates are CE marked and meet the requirements of standard EN13986. This marking attests to our products' compliance with European directives on matters concerning consumer health and safety. EGGER products have PEFC and/or FSC certification, depending on wood availability.



EGGER was Europe's first wood-based material manufacturer to disclose the environmental performance of its wood-based materials in independently verified EPD's. Today EPD's are available for all major EGGER products: MDF and HDF boards, the Eurospan and Eurodekor products, timber, DHF, Eurolight, laminate and OSB as well as DPL and DPR flooring.

EPD stands for environmental product declaration. In this document, the manufacturer lists all environmentally relevant information regarding a certain material, including the description of the products and its manufacturing process. An independent committee of experts verifies and confirms the data. They can be used during the certification of the environmental performance of building projects.

 To find out more about our environment policy, go to www.egger.com/environment

EGGER Decorative Collection 2017 – 2019

Explore the new EGGER Decorative Collection 2017 – 2019 and its related services. Benefit from advice and solutions from a single source, so you can stay focused on your customers' needs and what you do best.


In this availability guide you find all details on the availability of each decor by product line as well as a detailed product information on all products:

Content

04 - 05 Products and Icons Overview

06 - 27 Availability Guide

28 - 45 Product Range

 Eurodekor Melamine Faced Chipboards (MFC) / Thermally Fused Laminate Panels (TFL)

 PerfectSense Lacquered Boards

 Eurolight Lightweight Boards

 Laminates

 Compact Laminates

 Edging

 Worktops / Countertops















46 - 57 9-Grid System

58 - 59 Colour Guide Uni Colours

Products and Icons Overview

With the EGGER Decorative Collection 2017 – 2019, mix and match from our range of decors available on multiple products.

No need to compromise on the colour scheme or performance.

Icon	Product	More Information on page
	 Eurodekor Melamine Faced Chipboards / Thermally Fused Laminate Panels	30 - 31
	 PerfectSense Lacquered Boards	32 - 33
	 Eurolight Lightweight Boards	34 - 35
	 Laminates	36 - 37
	 Compact Laminates	38 - 39
	 Edging	40 - 43
	 Worktops / Countertops	44 - 45



Laminates

Eurodekor Melamine Faced Chipboards / Thermally Fused Laminate Panels



PerfectSense Lacquered Boards



Edging



Compact Laminates



Worktops / Countertops



Eurolight Lightweight Boards

Availability Guide

White Colours

Eurodekor Melamine Faced Boards / Thermally Fused Laminate Panels (→ page 30):

2800 × 2070 mm
 Eurospan E1 P2: 8, 10, 12, 16, 18, 19, 22, 25, 28, 32, 38 mm
 Eurospan E1 EPF-S CARB2 P2: 16, 18, 19, 22 mm
 Eurospan JP F0.3 (F****): 8, 15, 16, 18, 20, 25 mm
 Further core materials available upon request: E1 P3, E1 P5, Plus (ML, MW*), Flammex, MDF

PerfectSense Lacquered Boards (→ page 32):

2800 × 2070 mm
 MDF-ST E1: 18, 19 mm
 MDF-ST CARB2: 18, 19 mm
 Top side PerfectSense texture, reverse side ST2. Available with matching ABS edge in 1 mm and PMMA edge in 1.3 mm.

Eurolight Lightweight Boards (→ page 34)

2800 × 2070 × 38 mm and 50 mm available as raw and melamine faced product
 Surface layer: Eurospan E1 P2 8 mm

Laminates (→ page 36)

Standard format: 2800 × 1310 × 0.8 mm
 XL format: 2790 × 2060 × 0.8 mm
 Coloured Core: 2800 × 1310 × 0.8 mm

	on stock					
	available					
	Only for vertical application Pearlescent Decor					

White Colours

Code	Material	Colour					
GFE		Painting Grade					
1110	MA	Painting Grade					
W908	SM	Basic White					
W908	ST2	Basic White					
W911	SM	Cream White					
W911	ST2	Cream White					
W911	ST15	Cream White					
W980	SM	Platinum White					
W980	ST2	Platinum White					
W980	ST15	Platinum White					
W1000	ST9	Premium White					
W1000	ST16	Premium White					
W1000	ST22	Premium White					
W1000	ST38	Premium White					
W1000	ST76	Premium White					
W1000	ST86	Premium White					
W1000	ST89	Premium White					
W1000	HG	Premium White					
W1000	PG/ST2	Premium White					
W1000	PM/ST2	Premium White					
W1001	HG	Solid Premium White					
W1001	ST9	Solid Premium White					
W1100	ST9	Alpine White					
W1100	ST30	Alpine White					
W1100	HG	Alpine White					
W1100	PG/ST2	Alpine White					
W1100	PM/ST2	Alpine White					
W1101	ST9	Solid Alpine White					
W1200	ST9	Porcelain White					
W1300	ST9	Glacier White					
U104	ST9	Alabaster White					
U104	HG	Alabaster White					
U104	PG/ST2	Alabaster White					

Door formats: 2150 × 950 × 0.8 mm / 2150 × 1020 × 0.8 mm
 Upon request: other formats and Flammex, minimum order quantity 260 m²

Compact Laminates (→ page 38):

2790 × 2060 mm
 Available in multiples of two boards in same specification.
 Black core available in 3, 5, 6, 8, 10, 12, 13 mm
 White core available for W1001 in 3, 5, 6, 8, 10, 12, 13 mm**
 Synchronised pore texture: available only in 8 and 13 mm
 Flammex: available in 6, 8, 10 mm (black core only)

Edging (→ page 40)

23 × 0.4 mm × 200 lm (unglued and pre-glued) / 23 × 0.8 mm × 75 lm / 23 × 2 mm × 75 lm / 28 × 2 mm × 75 lm / 43 × 0.8 mm × 25 lm / 43 × 1.5 mm × 25 lm / 43 × 2 mm × 25 lm / 54 × 2 mm × 25 lm
 Cut to width service: available for 0.8, 1 and 2 mm ABS edging, minimum order quantity: 1 roll, l. 75 m, w. 100 mm
 ABS edging for HotAir technology available with minimum order quantity 1 box.

Worktops / Countertops (→ page 44)

Available one-sided widths: 600, 1200 mm
 Available two-sided width: 920 mm (Model 300/3 only)
 E1 P2: 38 mm in length 2800, 4100, 5600 mm
 E1 P3: 38 mm in length 4100 mm
 JP F0.3 (F****): 38 mm in length 2800, 3650, 5600 mm
 Model 300/3: postformed edge with radius 3 mm
 Model 100/1.5: square edge with 1.5 mm ABS edge
 For all worktops / countertops matching splashback panels and upstands are available.

Standard	XL	Coloured core	Door size	Compact Laminates Black core	23 × 0.4 mm (100 lm) pre-glued	23 × 0.4 mm (200 lm)	23 × 0.8 mm (75 lm)	23 × 2 mm (75 lm)	28 × 2 mm (75 lm)	43 × 0.8 mm (25 m)	43 × 1.5 mm (25 m)	43 × 2 (25 m)	54 × 2 mm (25 m)	Postformed MOD 300/3	Square edge MOD 100/1.5

Code	Material	Colour					
GFE		Painting Grade					
1110	MA	Painting Grade					
W908	SM	Basic White					
W908	ST2	Basic White					
W911	SM	Cream White					
W911	ST2	Cream White					
W911	ST15	Cream White					
W980	SM	Platinum White					
W980	ST2	Platinum White					
W980	ST15	Platinum White					
W1000	ST9	Premium White					
W1000	ST16	Premium White					
W1000	ST22	Premium White					
W1000	ST38	Premium White					
W1000	ST76	Premium White					
W1000	ST86	Premium White					
W1000	ST89	Premium White					
W1000	HG	Premium White					
W1000	PG/ST2	Premium White					
W1000	PM/ST2	Premium White					
W1001	HG	Solid Premium White					
W1001	ST9	Solid Premium White					
W1100	ST9	Alpine White					
W1100	ST30	Alpine White					
W1100	HG	Alpine White					
W1100	PG/ST2	Alpine White					
W1100	PM/ST2	Alpine White					
W1101	ST9	Solid Alpine White					
W1200	ST9	Porcelain White					
W1300	ST9	Glacier White					
U104	ST9	Alabaster White					
U104	HG	Alabaster White					
U104	PG/ST2	Alabaster White					

Availability Guide

Uni Colours

Eurodekor Melamine Faced Boards / Thermally Fused Laminate Panels (→ page 30):
2800 × 2070 mm
Eurospan E1 P2: 8, 10, 12, 16, 18, 19, 22, 25, 28, 32, 38 mm
Eurospan E1 EPF-S CARB2 P2: 16, 18, 19, 22 mm
Eurospan JP F0.3 (F****): 8, 15, 16, 18, 20, 25 mm
Further core materials available upon request: E1 P3, E1 P5, Plus (ML, MW*), Flammex, MDF

PerfectSense Lacquered Boards (→ page 32):
2800 × 2070 mm
MDF-ST E1: 18, 19 mm
MDF-ST CARB2: 18, 19 mm
Top side PerfectSense texture, reverse side ST2. Available with matching ABS edge in 1 mm and PMMA edge in 1.3 mm.

Eurolight Lightweight Boards (→ page 34)
2800 × 2070 × 38 mm and 50 mm available as raw and melamine faced product
Surface layer: Eurospan E1 P2 8 mm

Laminates (→ page 36)
Standard format: 2800 × 1310 × 0.8 mm
XL format: 2790 × 2060 × 0.8 mm
Coloured Core: 2800 × 1310 × 0.8 mm

Legend		Icons	Standard range	Extended range with minimum order quantity of 100 pieces / decor	ML (further information see → page 31)	PerfectSense Lacquered Boards	Eurolight Lightweight Boards
●	on stock	🏠					
○	available	🏠					
↑	Only for vertical application Pearlescent Decor	🏠					

Uni Colours

Code	Material	Colour	ST9	ST2	PM	HG	PG	ML	MW*	Flammex	MDF
U107	ST9	Velvet Yellow	●	○							
U108	ST9	Vanilla Yellow	○								
U113	ST9	Cotton Beige	○								
U114	ST9	Brilliant Yellow	○								
U131	ST9	Citrus Yellow	○								
U140	ST9	Saffron Yellow		○							
U146	ST9	Maize Yellow		○							
U156	ST9	Sand Beige	○								
U163	ST9	Curry Yellow		○							
U200	ST9	Beige	○								
U201	ST9	Pebble Grey	○								
U204	ST9	Camel Brown		○							
U216	ST9	Came Beige	○								
U222	ST9	Crema Beige	○								
U222	PM/ST2	Crema Beige					○				
U224	ST9	Silk White		○							
U310	ST9	Coral Orange		○							
U311	ST9	Burgundy Red	○								
U313	ST9	Rose White		○							
U321	ST9	China Red	○								
U323	HG	Chilli Red									
U323	PG/ST2	Chilli Red					○				
U323	ST9	Chilli Red	○								
U328	ST9	Lipstick Red		○							
U330	ST9	Aubergine Purple		○							
U332	ST9	Orange	○								
U334	ST9	Nude Brown		○							
U337	ST9	Fuchsia Pink	○								
U340	ST9	Sorbet Orange		○							
U350	ST9	Siena Orange		○							
U353	ST9	Dusty Pink		○							
U363	ST9	Flamingo Pink	○								
U380	ST9	Blood Orange		○							

Door formats: 2150 × 950 × 0.8 mm / 2150 × 1020 × 0.8 mm
Upon request: other formats and Flammex, minimum order quantity 260 m²

Compact Laminates (→ page 38):
2790 × 2060 mm
Available in multiples of two boards in same specification.
Black core available in 3, 5, 6, 8, 10, 12, 13 mm
White core available for W1001 in 3, 5, 6, 8, 10, 12, 13 mm**
Synchronised pore texture: available only in 8 and 13 mm
Flammex: available in 6, 8, 10 mm (black core only)

Edging (→ page 40)
23 × 0.4 mm × 200 lm (unglued and pre-glued) / 23 × 0.8 mm × 75 lm / 23 × 2 mm × 75 lm / 28 × 2 mm × 75 lm / 43 × 0.8 mm × 25 lm / 43 × 1.5 mm × 25 lm / 43 × 2 mm × 25 lm / 54 × 2 mm × 25 lm
Cut to width service: available for 0.8, 1 and 2 mm ABS edging, minimum order quantity: 1 roll, l. 75 m, w. 100 mm
ABS edging for HotAir technology available with minimum order quantity 1 box.

Worktops / Countertops (→ page 44)
Available one-sided widths: 600, 1200 mm
Available two-sided width: 920 mm (Model 300/3 only)
E1 P2: 38 mm in length 2800, 4100, 5600 mm
E1 P3: 38 mm in length 4100 mm
JP F0.3 (F****): 38 mm in length 2800, 3650, 5600 mm
Model 300/3: postformed edge with radius 3 mm
Model 100/1.5: square edge with 1.5 mm ABS edge
For all worktops / countertops matching splashback panels and upstands are available.

Legend		Icons	Laminates	ABS Edging								Worktops / Countertops		
●	on stock	🏠												
○	available	🏠												
↑	Only for vertical application Pearlescent Decor	🏠												

Code	Material	Colour	ST9	ST2	PM	HG	PG	ML	MW*	Flammex	MDF	23 × 0.4 mm (100 lm) pre-glued	23 × 0.4 mm (200 lm)	23 × 0.8 mm (75 lm)	23 × 2 mm (75 lm)	28 × 2 mm (75 lm)	43 × 0.8 mm (25 m)	43 × 1.5 mm (25 m)	43 × 2 (25 m)	54 × 2 mm (25 m)	Postformed MOD 300/3	Square edge MOD 100/1.5	
U107	ST9	Velvet Yellow	●	○								○	○	○	○	○							
U108	ST9	Vanilla Yellow	○									○	○	○	○	○							
U113	ST9	Cotton Beige	○									○	○	○	○	○							
U114	ST9	Brilliant Yellow	○									○	○	○	○	○							
U131	ST9	Citrus Yellow	○									○	○	○	○	○							
U140	ST9	Saffron Yellow		○								○	○	○	○	○							
U146	ST9	Maize Yellow		○								○	○	○	○	○							
U156	ST9	Sand Beige	○									○	○	○	○	○							
U163	ST9	Curry Yellow		○								○	○	○	○	○							
U200	ST9	Beige	○									○	○	○	○	○							
U201	ST9	Pebble Grey	○									○	○	○	○	○							
U204	ST9	Camel Brown		○								○	○	○	○	○							
U216	ST9	Came Beige	○									○	○	○	○	○							
U222	ST9	Crema Beige	○									○	○	○	○	○							
U222	PM/ST2	Crema Beige																			○		
U224	ST9	Silk White		○								○	○	○	○	○							
U310	ST9	Coral Orange		○								○	○	○	○	○							
U311	ST9	Burgundy Red	○									○	○	○	○	○							
U313	ST9	Rose White		○								○	○	○	○	○							
U321	ST9	China Red	○									○	○	○	○	○							
U323	HG	Chilli Red													○								
U323	PG/ST2	Chilli Red																			○		
U323	ST9	Chilli Red	○									○	○	○	○	○							
U328	ST9	Lipstick Red		○								○	○	○	○	○							
U330	ST9	Aubergine Purple		○								○	○	○	○	○							
U332	ST9	Orange	○									○	○	○	○	○							
U334	ST9	Nude Brown		○								○	○	○	○	○							
U337	ST9	Fuchsia Pink	○									○	○	○	○	○							
U340	ST9	Sorbet Orange		○								○	○	○	○	○							
U350	ST9	Siena Orange		○								○	○	○	○	○							
U353	ST9	Dusty Pink		○								○	○	○	○	○							
U363	ST9	Flamingo Pink	○									○	○	○	○	○							
U380	ST9	Blood Orange		○								○	○	○	○	○							

Availability Guide

Uni Colours

Eurodekor Melamine Faced Boards / Thermally Fused Laminate Panels (→ page 30):

2800 × 2070 mm
 Eurospan E1 P2: 8, 10, 12, 16, 18, 19, 22, 25, 28, 32, 38 mm
 Eurospan E1 EPF-S CARB2 P2: 16, 18, 19, 22 mm
 Eurospan JP F0.3 (F****): 8, 15, 16, 18, 20, 25 mm
 Further core materials available upon request: E1 P3, E1 P5, Plus (ML, MW*), Flammex, MDF

PerfectSense Lacquered Boards (→ page 32):

2800 × 2070 mm
 MDF-ST E1: 18, 19 mm
 MDF-ST CARB2: 18, 19 mm
 Top side PerfectSense texture, reverse side ST2. Available with matching ABS edge in 1 mm and PMMA edge in 1.3 mm.

Eurolight Lightweight Boards (→ page 34)

2800 × 2070 × 38 mm and 50 mm available as raw and melamine faced product
 Surface layer: Eurospan E1 P2 8 mm

Laminates (→ page 36)

Standard format: 2800 × 1310 × 0.8 mm
 XL format: 2790 × 2060 × 0.8 mm
 Coloured Core: 2800 × 1310 × 0.8 mm

			Standard range	PerfectSense Lacquered Boards	Eurolight Lightweight Boards
			Extended range with minimum order quantity of 100 pieces / decor	ML (further information see → page 31)	
			↑ Only for vertical application Pearlescent Decor		
U707	ST9	Silk Grey	○	○	○
U708	ST9	Light Grey	○	○	○
U708	PM/ST2	Light Grey			○
U7081	ST9	Solid Light Grey			○
U717	ST9	Dakar Grey		○	○
U727	ST9	Stone Grey	○	○	○
U727	PM/ST2	Stone Grey			○
U732	ST9	Dust Grey	○	○	○
U732	ST30	Dust Grey	○	○	○
U732	HG	Dust Grey			
U732	PG/ST2	Dust Grey			○
U732	PM/ST2	Dust Grey			○
U741	ST9	Lava Grey	○	○	○
U748	ST9	Truffle Brown	○	○	○
U750	ST9	Taupe Grey	○	○	○
U763	ST9	Pearl Grey	○	○	○
U763	ST76	Pearl Grey			
U763	HG	Pearl Grey			
U763	PG/ST2	Pearl Grey			○
U767	ST9	Cubanit Grey	○	○	○
U773	ST9	Dusk Grey		○	○
U775	ST9	White Grey	○	○	○
U788	ST9	Arctic Grey	○	○	○
U788	ST16	Arctic Grey	○	○	○
U7881	ST9	Solid Arctic Grey			
U795	ST9	Brown Grey		○	○
U807	ST9	Nougat Brown		○	○
U818	ST9	Dark Brown	○	○	○
U899	ST9	Cosmos Grey	○	○	○
U960	ST9	Onyx Grey	○	○	○
U9601	ST9	Solid Onyx Grey			
U961	ST2	Graphite Grey	○	○	○
U961	HG	Graphite Grey			
U961	PG/ST2	Graphite Grey			○

Door formats: 2150 × 950 × 0.8 mm / 2150 × 1020 × 0.8 mm
 Upon request: other formats and Flammex, minimum order quantity 260 m²

Compact Laminates (→ page 38):

2790 × 2060 mm
 Available in multiples of two boards in same specification.
 Black core available in 3, 5, 6, 8, 10, 12, 13 mm
 White core available for W1001 in 3, 5, 6, 8, 10, 12, 13 mm**
 Synchronised pore texture: available only in 8 and 13 mm
 Flammex: available in 6, 8, 10 mm (black core only)

Edging (→ page 40)

23 × 0.4 mm × 200 lm (unglued and pre-glued) / 23 × 0.8 mm × 75 lm / 23 × 2 mm × 75 lm / 28 × 2 mm × 75 lm / 43 × 0.8 mm × 25 lm / 43 × 1.5 mm × 25 lm / 43 × 2 mm × 25 lm / 54 × 2 mm × 25 lm
 Cut to width service: available for 0.8, 1 and 2 mm ABS edging, minimum order quantity: 1 roll, l. 75 m, w. 100 mm
 ABS edging for HotAir technology available with minimum order quantity 1 box.

Worktops / Countertops (→ page 44)

Available one-sided widths: 600, 1200 mm
 Available two-sided width: 920 mm (Model 300/3 only)
 E1 P2: 38 mm in length 2800, 4100, 5600 mm
 E1 P3: 38 mm in length 4100 mm
 JP F0.3 (F****): 38 mm in length 2800, 3650, 5600 mm
 Model 300/3: postformed edge with radius 3 mm
 Model 100/1.5: square edge with 1.5 mm ABS edge
 For all worktops / countertops matching splashback panels and upstands are available.

		Laminates	ABS Edging											Worktops / Countertops			
		Standard	XL	Coloured core	Door size	Compact Laminates Black core	23 × 0.4 mm (100 lm) pre-glued	23 × 0.4 mm (200 lm)	23 × 0.8 mm (75 lm)	23 × 2 mm (75 lm)	28 × 2 mm (75 lm)	43 × 0.8 mm (25 m)	43 × 1.5 mm (25 m)	43 × 2 (25 m)	54 × 2 mm (25 m)	Postformed MOD 300/3	Square edge MOD 100/1.5
U707	ST9	Silk Grey	○	○	○	○	○	○	○	○	○	○	○	○	○	○	○
U708	ST9	Light Grey	○	○	○	○	○	○	○	○	○	○	○	○	○	○	○
U708	PM/ST2	Light Grey	○	○	○	○	○	○	○	○	○	○	○	○	○	○	○
U7081	ST9	Solid Light Grey	○	○	○	○	○	○	○	○	○	○	○	○	○	○	○
U717	ST9	Dakar Grey	○	○	○	○	○	○	○	○	○	○	○	○	○	○	○
U727	ST9	Stone Grey	○	○	○	○	○	○	○	○	○	○	○	○	○	○	○
U727	PM/ST2	Stone Grey	○	○	○	○	○	○	○	○	○	○	○	○	○	○	○
U732	ST9	Dust Grey	○	○	○	○	○	○	○	○	○	○	○	○	○	○	○
U732	ST30	Dust Grey	○	○	○	○	○	○	○	○	○	○	○	○	○	○	○
U732	HG	Dust Grey	○	○	○	○	○	○	○	○	○	○	○	○	○	○	○
U732	PG/ST2	Dust Grey	○	○	○	○	○	○	○	○	○	○	○	○	○	○	○
U732	PM/ST2	Dust Grey	○	○	○	○	○	○	○	○	○	○	○	○	○	○	○
U741	ST9	Lava Grey	○	○	○	○	○	○	○	○	○	○	○	○	○	○	○
U748	ST9	Truffle Brown	○	○	○	○	○	○	○	○	○	○	○	○	○	○	○
U750	ST9	Taupe Grey	○	○	○	○	○	○	○	○	○	○	○	○	○	○	○
U763	ST9	Pearl Grey	○	○	○	○	○	○	○	○	○	○	○	○	○	○	○
U763	ST76	Pearl Grey	○	○	○	○	○	○	○	○	○	○	○	○	○	○	○
U763	HG	Pearl Grey	○	○	○	○	○	○	○	○	○	○	○	○	○	○	○
U763	PG/ST2	Pearl Grey	○	○	○	○	○	○	○	○	○	○	○	○	○	○	○
U767	ST9	Cubanit Grey	○	○	○	○	○	○	○	○	○	○	○	○	○	○	○
U773	ST9	Dusk Grey	○	○	○	○	○	○	○	○	○	○	○	○	○	○	○
U775	ST9	White Grey	○	○	○	○	○	○	○	○	○	○	○	○	○	○	○
U788	ST9	Arctic Grey	○	○	○	○	○	○	○	○	○	○	○	○	○	○	○
U788	ST16	Arctic Grey	○	○	○	○	○	○	○	○	○	○	○	○	○	○	○
U7881	ST9	Solid Arctic Grey	○	○	○	○	○	○	○	○	○	○	○	○	○	○	○
U795	ST9	Brown Grey	○	○	○	○	○	○	○	○	○	○	○	○	○	○	○
U807	ST9	Nougat Brown	○	○	○	○	○	○	○	○	○	○	○	○	○	○	○
U818	ST9	Dark Brown	○	○	○	○	○	○	○	○	○	○	○	○	○	○	○
U899	ST9	Cosmos Grey	○	○	○	○	○	○	○	○	○	○	○	○	○	○	○
U960	ST9	Onyx Grey	○	○	○	○	○	○	○	○	○	○	○	○	○	○	○
U9601	ST9	Solid Onyx Grey	○	○	○	○	○	○	○	○	○	○	○	○	○	○	○
U961	ST2	Graphite Grey	○	○	○	○	○	○	○	○	○	○	○	○	○	○	○
U961	HG	Graphite Grey	○	○	○	○	○	○	○	○	○	○	○	○	○	○	○
U961	PG/ST2	Graphite Grey	○	○	○	○	○	○	○	○	○	○	○	○	○	○	○

Availability Guide

Woodgrains

Eurodekor Melamine Faced Boards / Thermally Fused Laminate Panels (→ page 30):

2800 × 2070 mm
 Eurospan E1 P2: 8, 10, 12, 16, 18, 19, 22, 25, 28, 32, 38 mm
 Eurospan E1 EPF-S CARB2 P2: 16, 18, 19, 22 mm
 Eurospan JP F0.3 (F****): 8, 15, 16, 18, 20, 25 mm
 Further core materials available upon request: E1 P3, E1 P5, Plus (ML, MW*), Flammex, MDF

PerfectSense Lacquered Boards (→ page 32):

2800 × 2070 mm
 MDF-ST E1: 18, 19 mm
 MDF-ST CARB2: 18, 19 mm
 Top side PerfectSense texture, reverse side ST2. Available with matching ABS edge in 1 mm and PMMA edge in 1.3 mm.

Eurolight Lightweight Boards (→ page 34)

2800 × 2070 × 38 mm and 50 mm available as raw and melamine faced product
 Surface layer: Eurospan E1 P2 8 mm

Laminates (→ page 36)

Standard format: 2800 × 1310 × 0.8 mm
 XL format: 2790 × 2060 × 0.8 mm
 Coloured Core: 2800 × 1310 × 0.8 mm

				 Eurodekor MFC/TFL	 PerfectSense Lacquered Boards	 Eurolight Lightweight Boards		
				Standard range	Extended range with minimum order quantity of 100 pieces / decor	ML (further information see → page 31)	PerfectSense Lacquered Boards	Eurolight Lightweight Boards
	on stock							
	available							
	Only for vertical application Pearlescent Decor							
	H3006	ST22	Sand Zebrano					
	H3012	ST22	Coco Bolo					
	H3025	HG	Macassar					
	H3025	PG/ST2	Macassar					
	H3047	ST10	Truffle Brown Borneo					
	H3048	ST10	Antique Brown Borneo					
	H3058	ST22	Mali Wenge					
	H3080	ST15	Mahogany					
	H3081	ST22	Black Havana Pine					
	H3090	ST22	Shorewood					
	H3113	ST15	Lindau Pearwood					
	H3114	ST9	Tirano Pearwood					
	H3131	ST12	Natural Davos Oak					
	H3133	ST12	Truffle Brown Davos Oak					
	H3154	ST36	Dark Brown Charleston Oak					
	H3155	ST10	Tobacco Charleston Oak					
	H3156	ST12	Grey Corbridge Oak					
	H3157	ST12	Vicenza Oak					
	H3170	ST12	Natural Kendal Oak					
	H3171	ST12	Oiled Kendal Oak					
	H3303	ST10	Natural Hamilton Oak					
	H3309	ST28	Sand Gladstone Oak					
	H3325	ST28	Tobacco Gladstone Oak					
	H3326	ST28	Grey-Beige Gladstone Oak					
	H3331	ST10	Natural Nebraska Oak					
	H3332	ST10	Grey Nebraska Oak					
	H3335	ST28	White Gladstone Oak					
	H3342	ST28	Sepia Gladstone Oak					
	H3344	ST36	Natural Finition Oak					
	H3368	ST9	Natural Lancaster Oak					
	H3395	ST12	Natural Corbridge Oak					
	H3398	ST12	Cognac Kendal Oak					
	H3403	ST38	White Mountain Larch					
	H3404	ST38	Brown Mountain Larch					

Door formats: 2150 × 950 × 0.8 mm / 2150 × 1020 × 0.8 mm
 Upon request: other formats and Flammex, minimum order quantity 260 m²

Compact Laminates (→ page 38):

2790 × 2060 mm
 Available in multiples of two boards in same specification.
 Black core available in 3, 5, 6, 8, 10, 12, 13 mm
 White core available for W1001 in 3, 5, 6, 8, 10, 12, 13 mm**
 Synchronised pore texture: available only in 8 and 13 mm
 Flammex: available in 6, 8, 10 mm (black core only)

Edging (→ page 40)


































23 × 0.4 mm × 200 lm (unglued and pre-glued) / 23 × 0.8 mm × 75 lm / 23 × 2 mm × 75 lm / 28 × 2 mm × 75 lm / 43 × 0.8 mm × 25 lm / 43 × 1.5 mm × 25 lm / 43 × 2 mm × 25 lm / 54 × 2 mm × 25 lm

Cut to width service: available for 0.8, 1 and 2 mm ABS edging, minimum order quantity:

1 roll, l. 75 m, w. 100 mm
 ABS edging for HotAir technology available with minimum order quantity 1 box.

Worktops / Countertops (→ page 44)

Available one-sided widths: 600, 1200 mm
 Available two-sided width: 920 mm (Model 300/3 only)
 E1 P2: 38 mm in length 2800, 4100, 5600 mm
 E1 P3: 38 mm in length 4100 mm
 JP F0.3 (F****): 38 mm in length 2800, 3650, 5600 mm
 Model 300/3: postformed edge with radius 3 mm
 Model 100/1.5: square edge with 1.5 mm ABS edge
 For all worktops / countertops matching splashback panels and upstands are available.

Laminates		ABS Edging							Worktops / Countertops						
		Decors available with matching End-grain Edging: +Q													
Standard	XL	Coloured core	Door size	Compact Laminates Black core	23 × 0.4 mm (100 lm) pre-glued	23 × 0.4 mm (200 lm)	23 × 0.8 mm (75 lm)	23 × 2 mm (75 lm)	28 × 2 mm (75 lm)	43 × 0.8 mm (25 m)	43 × 1.5 mm (25 m)	43 × 2 (25 m)	54 × 2 mm (25 m)	Postformed MOD 300/3	Square edge MOD 100/1.5
															
															
															
															
															
															
															
															
															
															
															
															
															
															
															
															
															
															
															
															
															
															
															
															
															
															
															
															
															
															
															
															
															

Availability Guide

Woodgrains & Materials

Eurodekor Melamine Faced Boards / Thermally Fused Laminate Panels (→ page 30):

2800 × 2070 mm
 Eurospan E1 P2: 8, 10, 12, 16, 18, 19, 22, 25, 28, 32, 38 mm
 Eurospan E1 EPF-S CARB2 P2: 16, 18, 19, 22 mm
 Eurospan JP F0.3 (F****): 8, 15, 16, 18, 20, 25 mm
 Further core materials available upon request: E1 P3, E1 P5, Plus (ML, MW*), Flammex, MDF

PerfectSense Lacquered Boards (→ page 32):

2800 × 2070 mm
 MDF-ST E1: 18, 19 mm
 MDF-ST CARB2: 18, 19 mm
 Top side PerfectSense texture, reverse side ST2. Available with matching ABS edge in 1 mm and PMMA edge in 1.3 mm.

Eurolight Lightweight Boards (→ page 34)

2800 × 2070 × 38 mm and 50 mm available as raw and melamine faced product
 Surface layer: Eurospan E1 P2 8 mm

Laminates (→ page 36)

Standard format: 2800 × 1310 × 0.8 mm
 XL format: 2790 × 2060 × 0.8 mm
 Coloured Core: 2800 × 1310 × 0.8 mm

	on stock						
	available						
	Only for vertical application Pearlescent Decor						
			Standard range	Extended range with minimum order quantity of 100 pieces / decor	ML (further information see → page 31)	PerfectSense Lacquered Boards	Eurolight Lightweight Boards
	H3406	ST38	Anthracite Mountain Larch				
	H3420	ST36	Thermo Pine				
	H3430	ST22	White Aland Pine				
	H3433	ST22	Polar Aland Pine				
	H3450	ST22	White Fleetwood				
	H3451	ST22	Champagne Fleetwood				
	H3453	ST22	Lava Grey Fleetwood				
	H3470	ST22	Natural Pine				
	H3700	ST10	Natural Pacific Walnut				
	H3702	ST10	Tobacco Pacific Walnut				
	H3704	ST15	Tobacco Aida Walnut				
	H3710	ST9	Natural Carini Walnut				
	H3711	ST9	Tobacco Carini Walnut				
	H3730	ST10	Natural Hickory				
	H3732	ST10	Brown Hickory				
	H3734	ST9	Natural Dijon Walnut				
	H3760	ST29	White Cape Elm				
	H3766	ST29	Dark Brown Cape Elm				
	H3773	ST9	Bleached Carini Walnut				
	H3840	ST9	Natural Mandal Maple				
	H3860	ST9	Champagne Hard Maple				
	H3991	ST10	Natural Country Beech				

Materials

	F028	ST89	Anthracite Vercelli Granite				
	F029	ST89	Grey Vercelli Granite				
	F041	ST15	White Sonora Stone				
	F059	ST89	Grey Karnak Granite				
	F061	ST89	Brown Karnak Granite				
	F066	ST76	Beige Sullana Granite				
	F067	ST76	Grey Sullana Granite				
	F093	ST15	Grey Cipollino Marble				
	F094	ST15	Black Copper Cipollino Marble				
	F105	ST15	Torano Marble				
	F148	ST82	Brown Fine Granite				

Door formats: 2150 × 950 × 0.8 mm / 2150 × 1020 × 0.8 mm
 Upon request: other formats and Flammex, minimum order quantity 260 m²

Compact Laminates (→ page 38):

2790 × 2060 mm
 Available in multiples of two boards in same specification.
 Black core available in 3, 5, 6, 8, 10, 12, 13 mm
 White core available for W1001 in 3, 5, 6, 8, 10, 12, 13 mm**
 Synchronised pore texture: available only in 8 and 13 mm
 Flammex: available in 6, 8, 10 mm (black core only)

Edging (→ page 40)

23 × 0.4 mm × 200 lm (unglued and pre-glued) / 23 × 0.8 mm × 75 lm / 23 × 2 mm × 75 lm / 28 × 2 mm × 75 lm / 43 × 0.8 mm × 25 lm / 43 × 1.5 mm × 25 lm / 43 × 2 mm × 25 lm / 54 × 2 mm × 25 lm

Cut to width service: available for 0.8, 1 and 2 mm ABS edging, minimum order quantity: 1 roll, l. 75 m, w. 100 mm

ABS edging for HotAir technology available with minimum order quantity 1 box.

Worktops / Countertops (→ page 44)

Available one-sided widths: 600, 1200 mm
 Available two-sided width: 920 mm (Model 300/3 only)
 E1 P2: 38 mm in length 2800, 4100, 5600 mm
 E1 P3: 38 mm in length 4100 mm
 JP F0.3 (F****): 38 mm in length 2800, 3650, 5600 mm
 Model 300/3: postformed edge with radius 3 mm
 Model 100/1.5: square edge with 1.5 mm ABS edge
 For all worktops / countertops matching splashback panels and upstands are available.

		Laminates			Decors available with matching End-grain Edging: +Q						Worktops / Countertops				
Standard	XL	Coloured core	Door size	Compact Laminates Black core	23 × 0.4 mm (100 lm) pre-glued	23 × 0.4 mm (200 lm)	23 × 0.8 mm (75 lm)	23 × 2 mm (75 lm)	28 × 2 mm (75 lm)	43 × 0.8 mm (25 m)	43 × 1.5 mm (25 m)	43 × 2 (25 m)	54 × 2 mm (25 m)	Postformed MOD 300/3	Square edge MOD 100/1.5

Availability Guide

Materials

Eurodekor Melamine Faced Boards / Thermally Fused Laminate Panels (→ page 30):

2800 × 2070 mm
 Eurospan E1 P2: 8, 10, 12, 16, 18, 19, 22, 25, 28, 32, 38 mm
 Eurospan E1 EPF-S CARB2 P2: 16, 18, 19, 22 mm
 Eurospan JP F0.3 (F****): 8, 15, 16, 18, 20, 25 mm
 Further core materials available upon request: E1 P3, E1 P5, Plus (ML, MW*), Flammex, MDF

PerfectSense Lacquered Boards (→ page 32):

2800 × 2070 mm
 MDF-ST E1: 18, 19 mm
 MDF-ST CARB2: 18, 19 mm
 Top side PerfectSense texture, reverse side ST2. Available with matching ABS edge in 1 mm and PMMA edge in 1.3 mm.

Eurolight Lightweight Boards (→ page 34)

2800 × 2070 × 38 mm and 50 mm available as raw and melamine faced product
 Surface layer: Eurospan E1 P2 8 mm

Laminates (→ page 36)

Standard format: 2800 × 1310 × 0.8 mm
 XL format: 2790 × 2060 × 0.8 mm
 Coloured Core: 2800 × 1310 × 0.8 mm

Door formats: 2150 × 950 × 0.8 mm / 2150 × 1020 × 0.8 mm
 Upon request: other formats and Flammex, minimum order quantity 260 m²

Compact Laminates (→ page 38):

2790 × 2060 mm
 Available in multiples of two boards in same specification.
 Black core available in 3, 5, 6, 8, 10, 12, 13 mm
 White core available for W1001 in 3, 5, 6, 8, 10, 12, 13 mm**
 Synchronised pore texture: available only in 8 and 13 mm
 Flammex: available in 6, 8, 10 mm (black core only)

Edging (→ page 40)

23 × 0.4 mm × 200 lm (unglued and pre-glued) / 23 × 0.8 mm × 75 lm / 23 × 2 mm × 75 lm / 28 × 2 mm × 75 lm / 43 × 0.8 mm × 25 lm / 43 × 1.5 mm × 25 lm / 43 × 2 mm × 25 lm / 54 × 2 mm × 25 lm

Cut to width service: available for 0.8, 1 and 2 mm ABS edging, minimum order quantity: 1 roll, l. 75 m, w. 100 mm
 ABS edging for HotAir technology available with minimum order quantity 1 box.

Worktops / Countertops (→ page 44)

Available one-sided widths: 600, 1200 mm
 Available two-sided width: 920 mm (Model 300/3 only)
 E1 P2: 38 mm in length 2800, 4100, 5600 mm
 E1 P3: 38 mm in length 4100 mm
 JP F0.3 (F****): 38 mm in length 2800, 3650, 5600 mm
 Model 300/3: postformed edge with radius 3 mm
 Model 100/1.5: square edge with 1.5 mm ABS edge
 For all worktops / countertops matching splashback panels and upstands are available.

			 Eurodekor MFC/TFL		 PerfectSense Lacquered Boards	 Eurolight Lightweight Boards	
Code	ST	Description	Standard range	Extended range with minimum order quantity of 100 pieces / decor	ML (further information see → page 31)	PerfectSense Lacquered Boards	Eurolight Lightweight Boards
F160	ST9	Marmara Marble					
F166	ST9	White Pelago Marble					
F186	ST9	Light Grey Chicago Concrete	○		○		○
F187	ST9	Dark Grey Chicago Concrete	○		○		○
F221	ST87	Cream Tessina Ceramic					
F222	ST87	Terra Tessina Ceramic					
F236	ST15	Grey Terrazzo					
F238	ST15	Black Terrazzo					
F256	ST87	Colourful Slate					
F274	ST9	Light Concrete		○	○		○
F275	ST9	Dark Concrete					
F283	ST22	Boston Concrete		○	○		○
F300	ST87	Ferro Rust					
F302	ST87	Ferro Bronze	○		○		○
F303	ST87	Ferro Titan Grey					
F310	ST87	Ceramic Rust		○	○		○
F311	ST87	Ceramic Anthracite		○	○		○
F365	ST16	Amarna Gold		○	○		○
F371	ST82	Grey-Beige Galizia Granite					
F404	ST76	Cognac Leather					
F424	ST10	Brown Linen		○	○		○
F425	ST10	Beige Linen	○		○		○
F426	ST10	Grey Linen		○	○		○
F433	ST10	Anthracite Linen	○		○		○
F447	ST2	Lava Grey Metallic	■		○	○	○
F477	ST9	Blue-Grey Metallic	■		○	○	○
F478	ST9	Cubanit Grey Metallic	■		○	○	○
F501	ST2	Brushed Aluminium	■	○		○	○
F503	ST2	Anthracite Metallic	■				
F509	ST2	Aluminium	■	○		○	○
F547	ST9	Metal Blocks					
F549	ST9	Cracked Metal					
F570	ST2	Copper Metallic	■	○		○	○
F571	ST2	Gold Metallic	■	○		○	○

		 Laminates		 ABS Edging								 Worktops / Countertops						
Code	ST	Description	Standard	XL	Coloured core	Door size	Compact Laminates Black core	23 × 0.4 mm (100 lm) pre-glued	23 × 0.4 mm (200 lm)	23 × 0.8 mm (75 lm)	23 × 2 mm (75 lm)	28 × 2 mm (75 lm)	43 × 0.8 mm (25 m)	43 × 1.5 mm (25 m)	43 × 2 (25 m)	54 × 2 mm (25 m)	Postformed MOD 300/3	Square edge MOD 100/1.5
F160	ST9	Marmara Marble	○		○						○						○	
F166	ST9	White Pelago Marble			○						○						○	
F186	ST9	Light Grey Chicago Concrete			○	○	○	○	○	○	○	○				○	○	○
F187	ST9	Dark Grey Chicago Concrete			○	○	○	○	○	○	○	○				○	○	○
F221	ST87	Cream Tessina Ceramic			○						○						○	
F222	ST87	Terra Tessina Ceramic			○						○						○	
F236	ST15	Grey Terrazzo			○						○						○	
F238	ST15	Black Terrazzo			○						○						○	
F256	ST87	Colourful Slate			○						○						○	
F274	ST9	Light Concrete			○	○	○	○	○	○	○	○				○	○	○
F275	ST9	Dark Concrete			○						○						○	
F283	ST22	Boston Concrete			○	○	○	○	○	○	○	○				○	○	○
F300	ST87	Ferro Rust			○						○						○	
F302	ST87	Ferro Bronze			○	○	○	○	○	○	○	○				○	○	○
F303	ST87	Ferro Titan Grey			○						○						○	
F310	ST87	Ceramic Rust			○	○	○	○	○	○	○	○				○	○	○
F311	ST87	Ceramic Anthracite			○	○	○	○	○	○	○	○				○	○	○
F365	ST16	Amarna Gold			○						○					○	○	○
F371	ST82	Grey-Beige Galizia Granite			○						○						○	
F404	ST76	Cognac Leather			○						○							
F424	ST10	Brown Linen			○	○	○	○	○	○	○	○				○	○	○
F425	ST10	Beige Linen			○	○	○	○	○	○	○	○				○	○	○
F426	ST10	Grey Linen			○	○	○	○	○	○	○	○				○	○	○
F433	ST10	Anthracite Linen			○	○	○	○	○	○	○	○				○	○	○
F447	ST2	Lava Grey Metallic			○	○	○	○	○	○	○	○				○	○	○
F477	ST9	Blue-Grey Metallic			○	○	○	○	○	○	○	○				○	○	○
F478	ST9	Cubanit Grey Metallic			○	○	○	○	○	○	○	○				○	○	○
F501	ST2	Brushed Aluminium			○	○	○	○	○	○	○	○				○	○	○
F503	ST2	Anthracite Metallic			○						○							
F509	ST2	Aluminium			○	○	○	○	○	○	○	○				○	○	○
F547	ST9	Metal Blocks			○						○						○	
F549	ST9	Cracked Metal			○						○							
F570	ST2	Copper Metallic			○	○	○	○	○	○	○	○				○	○	○
F571	ST2	Gold Metallic			○	○	○	○	○	○	○	○				○	○	○

Availability Guide

Materials

Eurodekor Melamine Faced Boards / Thermally Fused Laminate Panels (→ page 30):

2800 × 2070 mm
 Eurospan E1 P2: 8, 10, 12, 16, 18, 19, 22, 25, 28, 32, 38 mm
 Eurospan E1 EPF-S CARB2 P2: 16, 18, 19, 22 mm
 Eurospan JP F0.3 (F****): 8, 15, 16, 18, 20, 25 mm
 Further core materials available upon request: E1 P3, E1 P5, Plus (ML, MW*), Flammex, MDF

PerfectSense Lacquered Boards (→ page 32):

2800 × 2070 mm
 MDF-ST E1: 18, 19 mm
 MDF-ST CARB2: 18, 19 mm
 Top side PerfectSense texture, reverse side ST2. Available with matching ABS edge in 1 mm and PMMA edge in 1.3 mm.

Eurolight Lightweight Boards (→ page 34)

2800 × 2070 × 38 mm and 50 mm available as raw and melamine faced product
 Surface layer: Eurospan E1 P2 8 mm

Laminates (→ page 36)

Standard format: 2800 × 1310 × 0.8 mm
 XL format: 2790 × 2060 × 0.8 mm
 Coloured Core: 2800 × 1310 × 0.8 mm

● on stock	○ available	Only for vertical application Pearlescent Decor	Standard range	Extended range with minimum order quantity of 100 pieces / decor	ML (further information see → page 31)				
			PerfectSense Lacquered Boards	Eurolight Lightweight Boards					
			F633	ST87	Grey-Brown Metal				
			F638	ST16	Chromix Silver		○	○	○
			F641	ST16	Chromix Anthracite				
			F649	ST16	White Claystone	○		○	○
			F651	ST16	Grey Claystone	○		○	○
			F672	ST16	Gold Calabria Stone				
			F673	ST16	Titan Grey Calabria Stone				
			F784	ST2	Brushed Brass		○	○	○
			F870	ST76	Leon Slate				

Door formats: 2150 × 950 × 0.8 mm / 2150 × 1020 × 0.8 mm
 Upon request: other formats and Flammex, minimum order quantity 260 m²

Compact Laminates (→ page 38):

2790 × 2060 mm
 Available in multiples of two boards in same specification.
 Black core available in 3, 5, 6, 8, 10, 12, 13 mm
 White core available for W1001 in 3, 5, 6, 8, 10, 12, 13 mm**
 Synchronised pore texture: available only in 8 and 13 mm
 Flammex: available in 6, 8, 10 mm (black core only)

Edging (→ page 40)

23 × 0.4 mm × 200 lm (unglued and pre-glued) / 23 × 0.8 mm × 75 lm / 23 × 2 mm × 75 lm / 28 × 2 mm × 75 lm / 43 × 0.8 mm × 25 lm / 43 × 1.5 mm × 25 lm / 43 × 2 mm × 25 lm / 54 × 2 mm × 25 lm

Cut to width service: available for 0.8, 1 and 2 mm ABS edging, minimum order quantity: 1 roll, l. 75 m, w. 100 mm

ABS edging for HotAir technology available with minimum order quantity 1 box.

Worktops / Countertops (→ page 44)












Available one-sided widths: 600, 1200 mm
 Available two-sided width: 920 mm (Model 300/3 only)
 E1 P2: 38 mm in length 2800, 4100, 5600 mm
 E1 P3: 38 mm in length 4100 mm
 JP F0.3 (F****): 38 mm in length 2800, 3650, 5600 mm
 Model 300/3: postformed edge with radius 3 mm
 Model 100/1.5: square edge with 1.5 mm ABS edge
 For all worktops / countertops matching splashback panels and upstands are available.

Standard	XL	Coloured core	Door size	Compact Laminates Black core	23 × 0.4 mm (100 lm) pre-glued	23 × 0.4 mm (200 lm)	23 × 0.8 mm (75 lm)	23 × 2 mm (75 lm)	28 × 2 mm (75 lm)	43 × 0.8 mm (25 m)	43 × 1.5 mm (25 m)	43 × 2 (25 m)	54 × 2 mm (25 m)	Postformed MOD 300/3	Square edge MOD 100/1.5
●			○					○						○	
●			○		○	○	○	○	○		●	○	○	○	
●			○					○			●			○	
●			○		○	●	●	●	●		●	○	○	○	
●			○		○	●	●	●	●		●	○	○	○	
●			○					○							
●			○					○							
●			○	○	○	○	○	○	○			○	○		
●			○					○							



















Availability Guide

Edging













End-grain Edging

			23 x 0.8 mm (75 lm)	43 x 0.8 mm (25 m)	43 x 1.5 mm (25 m)	43 x 2 (25 m)
●	on stock					
○	available					
	Q1176	RO	White Halifax Oak	●	○	●
	Q1180	RO	Natural Halifax Oak	●	○	●
	Q1181	RO	Tobacco Halifax Oak	●	○	●
	Q1250	RO	Navarra Ash	●	○	●
	Q1400	RO	Attic Wood	●	○	●
	Q1486	RO	Pasadena Pine	●	○	●
	Q3154	RO	Dark Brown Charleston Oak	●	○	●
	Q3309	RO	Sand Gladstone Oak	●	○	●
	Q3325	RO	Tobacco Gladstone Oak	●	○	●
	Q3326	RO	Grey-Beige Gladstone Oak	●	○	●
	Q3335	RO	White Gladstone Oak	○	○	○
	Q3342	RO	Sepia Gladstone Oak	●	○	●
	Q3403	RO	White Mountain Larch	○	○	○
	Q3404	RO	Brown Mountain Larch	○	○	○
	Q3406	RO	Anthracite Mountain Larch	○	○	○
	Q3760	RO	White Cape Elm	○	○	○
	Q3766	RO	Dark Brown Cape Elm	○	○	○

PMMA Edging

			23 x 1.3 mm (75 lm)	
●	on stock			
○	available			
	W1000	PG	Premium White	○
	W1000	PM	Premium White	○
	W1100	PG	Alpine White	○
	W1100	PM	Alpine White	○
	U104	PG	Alabaster White	○
	U222	PM	Crema Beige	○
	U323	PG	Chilli Red	○
	U702	PM	Cashmere Grey	○
	U708	PM	Light Grey	○
	U727	PM	Stone Grey	○
	U732	PG	Dust Grey	○
	U732	PM	Dust Grey	○
	U763	PG	Pearl Grey	○
	U961	PG	Graphite Grey	○
	U961	PM	Graphite Grey	○
	U999	PG	Black	○
	U999	PM	Black	○
	H3025	PG	Macassar	○

Accent Edging

			23 x 1.3 mm (75 lm)	43 x 1.3 mm (25 lm)	54 x 1.3 mm (25 lm)
●	on stock				
○	available				
	H8955	SM	Multiplex Black	●	○
	F8980	LI	Linea Black	●	○
	H8956	ST10	Three Layer White-Grey	●	○
	H8957	ST10	Three Layer Nature	●	○
	H8958	ST10	Three Layer Anthracite	●	○
	H8959	AC	Doppia Black-Nature	●	○
	H8960	AC	Doppia White-Nature	●	○
	H8961	AC	Doppia Onyx Grey-Nature	●	○
	F8981	AC	Doppia Black-Copper	●	○
	F8982	AC	Doppia Black-Gold	●	○
	U8980	ST9	Contrast Cosmos Grey-White	●	○
	U8981	ST9	Contrast Onyx Grey-White	●	○
	U8982	ST9	Contrast Lava Grey-White	●	○

Product range



Designing a home or a commercial interior? Need MFC/TFL for a kitchen or shop changing rooms? How about flame retardant materials for hotels or apartment blocks? You'll find everything here, from a single source. And because decors are available across almost all of our materials you have maximum design freedom. Product sourcing doesn't get easier or quicker than this.

Comprehensive solutions in decor and texture match

Technical aesthetic, economic and environmental constraints can make a project challenging. With the same decor being available on multiple products within the EGGER Decorative Collection 2017 – 2019 you can specify the most appropriate material for your application. With no compromise on the colour scheme or performance. Benefit from advice and solutions from a single source so you can stay focused on your customers' needs and on what you do best.

Choosing the right core boards

Our raw boards are available from stock in various formats for thicknesses between 8 and 38 mm (38 or 50 mm for lightweight boards). Contact EGGER for further details.

Handling and storage

To avoid dimensional variations due to climatic conditions, the boards must be stored in a clean, closed and dry area (at around 20°C and 55 to 65% relative humidity), away from water and not in contact with the ground. The boards must remain perfectly flat during storage, by aligning the intermediate bearers. When handling melamine faced boards / thermally fused laminate panels or laminates, avoid sliding the decorative faces across one another. Lift the boards by hand or by using suction pads. Remember to protect the decorative face at the top of the stack with a piece of cardboard or a rigid board with the same surface. Prior to implementation, allow the boards to condition for around 10 days in the area.



Technical data sheets and processing advice can be downloaded from www.egger.com/downloads

Board type	Description
Eurospan E1 P2 CE	Made with 3 layers: 2 surface layers made from very fine wood particles (almost sawdust-like) and a core layer of fine wood chips.
Eurospan E1 P3 CE	Made with 3 layers: 2 surface layers made from very fine wood particles (almost sawdust-like) and a core layer of fine wood chips. The core is coloured green for identification purposes.
Eurospan E1 P5 CE	Made with 3 layers: 2 surface layers made from very fine wood particles (almost sawdust-like) and a core layer of fine wood chips. The core is coloured green for identification purposes.
Eurospan E1 EPF-S CARB2 P2	Particle board with reduced formaldehyde emissions in accordance with the California Air Resources Board CARB regulation CCR-17-93120.2(a) - Phase 2.
Eurospan JP F0.3 (F****)	Particle board with reduced formaldehyde emissions, based on Japanese standard JIS A 5908:2003 Type 13 U, Australian Standard AS/NZS 1859.1:2006 class MR for use in humid, interior conditions.
Eurospan Flammex E1 P2 B/B1/M1 CE	Made with 3 layers: 2 surface layers made from very fine wood particles (almost sawdust-like) and a core layer of fine wood chips. The core is coloured red for identification purposes.
EGGER MDF-ST E1 CE MDF E1 EPF-S CARB2 CE	Characterised by a fine and regular surface, high density on the surface and a dense, homogeneous core.
EGGER MDF Flammex E1 CARB2 B CE	Fibre board with reduced formaldehyde emissions in accordance with the California Air Resources Board CARB regulation CCR-17-93120.2(a) - Phase 2. Characterised by a fine and regular surface, high density on the surface and a dense, homogeneous core.

Material features	Area of application
Interior, dry, non-load bearing environments (EN312 type 2) Euroclass D-s2, d0 (EN13501-1)	Ideal core for furniture or decorative design. Surface suitable for melamine coating, bonding laminate, veneering etc.
Interior, humid, non-load bearing environments (EN312 type 3) Euroclass D-s2, d0 (EN13501-1)	Furniture and decorative design in humid or unheated parts. Surface suitable for melamine coating, bonding laminate or veneering etc.
Interior, humid, load-bearing environments (EN312 type 5) Euroclass D-s2, d0 (EN13501-1)	Boards for load-bearing applications in humid conditions.
Interior, dry, non-load bearing environments (EN312 type 2) Euroclass D-s2, d0 (EN13501-1)	Board is used especially for furniture and interior design with increased demands on low formaldehyde emissions.
Interior, humid, non-load bearing environments Euroclass D-s2, d0 (EN13501-1)	Board is used especially for furniture and interior design with increased demands on low formaldehyde emissions.
Interior, dry, non-load bearing environment (EN312 type 2) Euroclass B-s1, d0 (EN13501-1)	Furniture and decorative design in public assembly buildings. Surface suitable for melamine coating, bonding laminate or veneering etc.
Dry, non-load bearing environment (EN622 type 5) Euroclass D-s2, d0 (EN13501-1)	Ideal for routing, grooving and profiling, on edges as well as sides. Surface suitable for all types of coating, including lacquer and varnish.
Dry, non-load bearing environment (EN622 type 5) Euroclass B-s1, d0 (EN13501-1)	Furniture and interior fit-outs in public buildings. Ideal for routing, grooving and profiling, on edges as well as sides. Surface suitable for all types of coating, including lacquer and varnish. Board is used especially for furniture and interior design with increased demands on low formaldehyde emissions.



Eurodekor Melamine Faced Chipboards (MFC)/ Thermally Fused Laminate Panels (TFL)



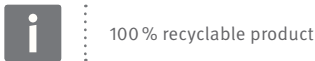
Eurodekor MFC/TFL

A pre-bonded finished material, constructed from a decorative printed paper covering a particle board core which requires no further fabrication except edging.

Wood-based decor board coated with melamine-resin-impregnated decor paper on both sides (EN14322). The core board varies depending on the environment and mechanical requirements of the project. The surface texture is achieved during pressing with engraved chrome steel sheets.

Some finishes require a multilayer construction (several layers of paper on each side). The final thickness of the board may vary by 0.4 to 1 mm compared to single layer melamine faced board / thermally fused laminate panel.

Areas of application: decorative interior design, furniture, cabinets, shelves, wall cladding, etc.



Available formats and core boards

Format	Core boards
2800 x 2070 mm	Eurospan E1 P2: 8, 10, 12, 16, 18, 19, 22, 25, 28, 32, 38 mm Eurospan E1 EPF-S CARB2 P2: 16, 18, 19, 22 mm Eurospan JP F0.3 (F****): 8, 15, 16, 18, 20, 25 mm Further core materials available upon request: E1 P3, E1 P5, Plus (ML, MW), Flammex, MDF

For every decor that is available as MFC/TFL we offer the matching laminate and edging.

Special case of synchronised pore texture / embossed in register (EIR) textures


- The principle of synchronised pores / EIR textures is to align the texture and grain of the wood to achieve a result that, until now, had been reserved for wood veneers.
- EGGER has invested in the very latest technology to produce melamine faced boards / thermally fused laminate panels with synchronised pores / EIR textures on both sides.
- For made-to-order items, to ensure the possibility of having multiples of 2 boards, the offer may be limited to certain thicknesses and core qualities. Get in touch with your EGGER contact person.

Eurodekor plus - multilayer structure

Due to higher requirements upon the board surface in some applications, e.g. in office furniture, high-quality shopfitting, furniture in public buildings, worktops / countertops and other special surfaces, melamine faced chipboards / thermally fused laminate panels may require a multilayer structure. The multilayer structure has a greater resistance to bending, thus making the boards particularly well suited for constructions with large spans.


Eurodekor plus ML

Eurodekor plus ML meets requirements for higher impact resistance through special multi-layer structure of up to 1mm strength. If required, an overlay can be additionally integrated for special abrasion requirements.



Eurodekor plus MW

W1001 is available as Eurodekor plus MW with white barrier papers.




Board Type	Composition	Area of application
Eurodekor Plus ML/MW	Furniture elements and fittings with increased surface requirements (fronts, doors) ML = Multilayer structure with brown barrier paper MW = Multilayer structure with white barrier paper (only available for W1001)	High shock resistance, very good surface stability



Technical data sheets and processing advice can be downloaded from www.egger.com/downloads

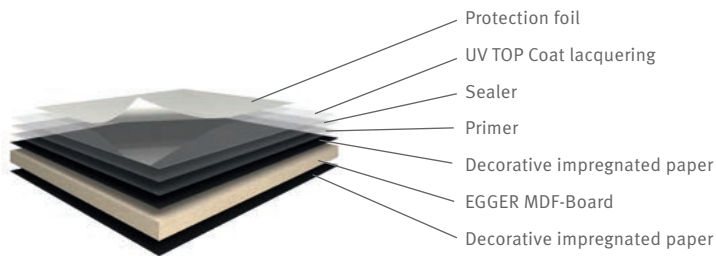
PerfectSense Lacquered Boards



PerfectSense Matt & Gloss Lacquered Boards

PerfectSense is a new range of premium high-gloss and matt lacquered MDF boards. The high quality EGGER MDF boards combined with this new range of premium lacquered surfaces make PerfectSense the perfect option for premium furniture and interior design projects.

Thanks to the innovative new coating process, based on UV lacquered technology, we are able to offer many existing EGGER decors as PerfectSense Matt with anti-fingerprint surface protection or as PerfectSense Gloss with incredible surface stability and depth effect.



Available format

2800 × 2070 × 18/19 mm

Finish

One side with PerfectSense finish, the reverse with ST2.
Delivered with a protective foil.

Edging

Coordinated ABS edging 23 × 1.0 mm and PMMA edging 23 × 1.3 mm.

Areas of application

Interior design and furniture, doors, wall panels, etc.



Technical data sheet and processing advice can be downloaded from www.egger.com/perfectsense



Coordinated ABS edging with a thickness of 1.0 mm as well as PMMA edging with a thickness of 1.3 mm give the look of a lacquered finish

PerfectSense Matt (PM)

This surface reveals a very low sheen, matt, finish with anti-fingerprint functionality in line with the very latest minimalist trends.

Technical details

- Velvety touch and low sheen
- Anti-fingerprint properties
- Also available as laminate

Decor range

			U702 Cashmere Grey U708 Light Grey U732 Dust Grey
			U222 Crema Beige U999 Black U727 Stone Grey
			U222 PM/ST2 U999 PM/ST2 U727 PM/ST2
			U961 Graphite Grey W1000 Premium White W1100 Alpine White
U961 PM/ST2	W1000 PM/ST2	W1100 PM/ST2	

PerfectSense Gloss (PG)

This surface is characterised by an ultra-glossy finish, distinguishing it from other classic glossy surfaces.

Technical details

- The perception of depth (mirror effect) has until now only been achieved with glass or acrylic
- No image distortion or orange peel effect
- Delivered with a protective foil

Decor range

			U323 Chilli Red W1000 Premium White U999 Black
			U763 Pearl Grey U104 Alabaster White H3025 Macassar
			U763 PG/ST2 U104 PG/ST2 H3025 PG/ST2
			U732 Dust Grey W1100 Alpine White U961 Graphite Grey
U732 PG/ST2	W1100 PG/ST2	U961 PG/ST2	




With EGGER's VDS solutions, you can visualise how your decor ideas will look in various room layouts! www.egger.com/vds

Eurolight Lightweight Boards



Combining design, lightness and strength, Eurolight Lightweight Boards are easy to process and install. The recycled honeycomb cardboard core makes these boards particularly sustainable.

In the EGGER Decorative Collection 2017-2019, Eurolight is now available for all MFC/TFL decors!



Eurolight Lightweight Boards consist of two 8 mm thick surface layers and a cardboard honeycomb core. They can be machined using standard tools and require no specific hardware such as screws. Due to the optimised thickness of the boards' exterior layers, the edges can be edged without inserting a frame.

Areas of application

Interior design and furniture, tables, doors, partitions, shelving, etc.

Eurolight can open up new opportunities for your projects

- High value, chunky furniture
- Integration of electronic and electrical items into the furniture
- Invisible integration of cables




See more ideas and tips on
www.egger.com/Eurolight

Technical details

- Lightweight boards are machined using standard tools
- The exposed edges can be edged without inserting a frame beforehand.
- For cutting and finishing, the maximum pressure allowed is 0.15 N/mm² (1.5 kg/cm²).
- For more information on hardware, go to www.hettich.com or www.hafele.com.

3 different finishes for various applications!



Eurolight Raw

With raw surface layers, perfect for applications which require a laminate or veneered surface.
2800 × 2070 mm × 38 or 50 mm.



Eurolight Painting Grade

Suitable for requirements where the board is to be lacquered (varnish, acrylic, DD, PUR, etc.).
2800 × 2070 mm × 38 or 50 mm



Eurolight Decor

Melamine faced top-layers for a ready-to-use decor solution. Selected decors are available with 43 × 2 mm and 54 × 2 mm edging.
2800 × 2070 mm × 38 or 50 mm



Technical data sheets and processing advice can be downloaded from
www.egger.com/downloads



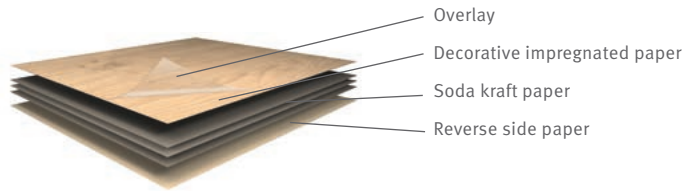
A video showing the processing of Eurolight boards is available on
www.egger.com/videoEurolight-instructions

Laminates



An ideal solution for mid to high-usage surfaces and for the finishing of curved surfaces or rounded profiles.

Decor laminates with a thermosetting resin base, consisting of several pressed paper layers, with a melamine resin-impregnated decor sheet on the surface and one or more papers impregnated with phenolic resin in the core (EN438-3). The laminate sheets must be bonded onto a substrate (normally particle board or MDF).




Areas of application

Worktops/countertops, wall panelling, shop counters, exhibition stands, curved interior fixtures, shops, doors, etc.

Laminate quality	Format	Material features
Standard Laminate	2800 × 1310 × 0.8 mm	HGP* classification (EN438-3) Postformable
	Door format: 2150 × 950 × 0.8 mm 2150 × 1020 × 0.8 mm	MED* certificate (naval industry)
Laminate XL - Synchronised pore texture (ST28, ST29, ST33, ST37, ST38)	2790 × 2060 × 0.8 mm	HGS* classification (EN438-3) Non-postformable
Laminate PerfectSense	2800 × 1310 × 0.8 mm	HGP* classification (in reference to EN438-3)
Laminates in texture HG	2800 × 1310 × 0.8 mm	HGS* classification (EN438-3)
		Delivered with protective foil Non-postformable
Decors with pearlescent inks	2800 × 1310 × 0.8 mm	ATP* classification (EN438-8) Vertical use only due to their lower resistance to scratching and abrasion

* Glossary Laminates

- HGP (EN438-3) Postformable laminate, for a horizontal general purpose
- HGS (EN438-3) Horizontal Grade (H), General Purpose (G), Standard Grade (S)
- MED Marine (M) Equipment (E) Directive (D)
- ATP (EN438-8) Pearlescent (A), thin < 2 mm (T), postformable (P) laminate
- BTS (EN438-9) Coloured core (B), thin < 2 mm (T), standard type (S) laminate

 The majority of decors in the collection can also be coordinated:
 : Melamine Faced Boards (→ page 30-31), Edging (→ page 40-43) and
 : Laminates 2800 × 1310 × 0.8 mm (→ page 36-37).

Coloured Core Laminates

Improve the finish by using laminates without the usual visible edge and joint lines. EGGER Laminate with coloured core is a decorative laminate which has a multilayer structure made up of melamine impregnated decor papers, through which the coloured core effect is achieved. Because the coloured core laminate has a different core construction this can lead to slight colour differences in comparison to other EGGER products.

Areas of application

High value projects including interior design, exhibitions and shop fitting; also suitable for use in furniture elements, worktops / countertops, table surfaces, doors and sales stands.

Laminate quality	Format	Material features
Coloured Core Laminate	2800 × 1310 × 0.8 mm	BTS* classification (EN438-9) Non-postformable MED* certificate (naval industry) Specific implementation sheet

Door Size Laminates



Optimise raw materials and labour costs by directly obtaining the sizes that are most suitable for your doors.


2150 × 950 × 0.8 mm
2150 × 1020 × 0.8 mm

Technical details

- EGGER Laminates are suitable for interior use. For very high-usage surfaces (bar counters, etc.), the item must be made to order.
- Our laminates are manufactured on continuous production lines (except synchronised pore textures ST28-ST29-ST33-ST37-ST38). This feature enables us to produce laminates of variable length.
- EGGER's Laminates are considered HGP laminates (Postformable, for a horizontal general purpose), unless otherwise stated. **Warning:** pearlescent decors are for vertical use only. **Note:** the materials used to make Flammex flame retardant laminates make the laminates more rigid, significantly reducing their postforming flexibility.
- Those EGGER Laminates MED, with a nominal thickness of 0.8 mm, that possess postforming qualities are postformable longitudinally (the direction in which the laminates are made). The minimum bending radius must be 10 times the thickness of the laminate. Since the thickness of MED laminates is 0.8 mm, the smallest radius is 8 mm. However, depending on the settings of the equipment used, it is possible to reduce the bending radius down to 5 mm. In this case, testing must be performed prior to implementation.
- For routing and notching, the internal angles must be rounded to prevent cracking. Likewise, when fittings, accessories and profiles need to be attached to laminate bonded boards, pilot holes must be made in the laminate at the screw point. The diameter of the holes must be at least 1 mm greater than the diameter of the screw so as to enable the board to move during temperature and humidity variations and thereby avoid the formation of cracks close to the hole. It is especially important to abide by these rules when using laminates with a coloured core.
- Some laminates are delivered with protective foil. This protective foil should be removed prior to any postforming operations, subject to laminate suitability.
- All surfaces, even the most textured ones, are easy to clean and maintain. For further information, see the maintenance instructions on our website: www.egger.com
- Due to their composition and technical constraints, there may be some differences in the decor colour between a classic laminate, a laminate with coloured core, a compact laminate and a melamine faced board.



The appeal of EGGER Compact Laminate is not just down to the attractive designs and textures. Its durability and moisture resistance in combination with the sleek design open up a new range of interior design opportunities that makes Compact Laminate so interesting for a variety of solutions within the commercial interiors market.



Compact Laminates have a multilayer structure. They consist of melamine resin impregnated decorative paper as surface layer and fibrous with curable resins impregnated core layers, which are laminated under high pressure and heat to create a self-supporting panel from as thin as 6 mm.

Areas of application

Interior applications subject to high stress, as well as areas where there may be an extra requirement for hygiene standards, such as in restaurants or hospitals. Compact Laminates are also used in wet areas, such as in bathrooms, sanitary facilities and changing rooms.



Comes in standard quality (CGS, ACS) or fire retardant (CGF Flammex Euroclass B, ACF) only for black core. The decor W1001 is only available with a white core.



Processing: Technical data sheets and processing instructions are available at www.egger.com/downloads

Stay coordinated

Whether in uni colours, woodgrains or materials, compact laminate decors also come in melamine faced boards/thermally fused laminate panels, lightweight boards, laminate sheets and edges. An attractive offer that overcomes both technical and economic constraints without compromising in the harmony and design.

Also available on compact laminate, our Feelwood synchronised pore textures ST28 (except H3342) and ST37 align the texture and grain of the wood. This is the first time that such a high quality and high value finish has been technically feasible on compact laminate.

Technical details

- Hygienic and resistant to widely used chemical products.
- Rot-proof and highly resistant to impact and humidity.
- Easy to maintain.
- Homogeneous material that makes it possible to router into.
- **Note:** decors with pearlescent inks (classified ACS or ACF - see glossary below) are for vertical usage only. They are identified by a white arrow in a grey box in the availability guide. The pearlescent finish is only possible on one side. Synchronised pore textures are only available in 8 and 13 mm thicknesses.



Due to the compact laminate's specific characteristics, there may be a difference in the decor colour between the Compact Laminate and the EGGER Laminate.

Glossary Compact Laminates

- CGS (EN 438-4) Compact (C), general purpose (G), standard type (S) laminate
- CGF (EN 438-4) Compact (C), general purpose (G), fire retardant quality (F) laminate
- BCS (EN 438-9) Coloured core (B), compact (C), standard type (S) laminate
- ACS (EN 438-8) Pearlescent (A), compact (C), standard type (S) laminate
- ACF (EN 438-8) Pearlescent (A), compact (C), fire retardant quality (F) laminate





To achieve a perfect finish, each decor in MFC/TFL is also available in ABS thermo-plastic edging, in the same decor and texture.

ABS Edging

ABS (Acrylonitrile-Butadiene-Styrene) is a chlorine-free thermoplastic edge that has a positive ecological balance. ABS Edging is made by extrusion or, for the finest thicknesses, using the calendaring process. It is available in a variety of widths and thicknesses specifically manufactured to achieve the best match with coordinated products.

Areas of application

ABS Edging is particularly resistant to impact, abrasion and heat. It ensures a greater longevity for the edges of boards. The type of material and production techniques require each decor to be duplicated so as to obtain the best possible colour/aspect match with the melamine faced boards.

End-grain Edging

The End-grain Edging has the look and feel of sawn timber, complete with its annual rings, for a highly authentic result. They are available in several decors chosen for their highly natural wood effect, and perfectly complement the Feelwood textures. To find out about the availability of each decor in End-grain Edging, go to the +Q references in the Availability Guide (page 6-27).



- 1 Eurodekor
- 2 ABS Edging standard look
- 3 ABS Edging end-grain look

The quality of EGGER Edging is characterised by

- the smooth, harmonious finish on the edges thanks to edges that are coloured throughout the whole thickness,
- its extra durability through the application of a protective lacquer on all decors, including on uni colours,
- its bonding performance thanks to a lightly coloured primer on the back of the edge to ensure a regular application along the length of the roll. The colour disappears during processing.

Additional details

- Due to their specific characteristics, no edging is available for laminates with a coloured core; for edge finishing, we recommend cutting strips to the desired width from a same type of laminate sheet for edge finishing, it is preferable to use uni colour edges in the surface's dominant colour or a neutral colour.
- Synchronised pore technology (ST28, ST29, ST33, ST37 and ST38) doesn't currently exist for the edges, but specific wood pore solutions have been developed.

End-grain Edging range



Q1176 RO White Halifax Oak
→ 23 × 0.8 mm, 43 × 0.8 mm, 43 × 2 mm



Q1180 RO Natural Halifax Oak
→ 23 × 0.8 mm, 43 × 0.8 mm, 43 × 1.5 mm, 43 × 2 mm




Q1181 RO Tobacco Halifax Oak
→ 23 × 0.8 mm, 43 × 0.8 mm, 43 × 1.5 mm, 43 × 2 mm



Q1250 RO Navarra Ash
→ 23 × 0.8 mm, 43 × 0.8 mm, 43 × 2 mm



Q1400 RO Attic Wood
→ 23 × 0.8 mm, 43 × 0.8 mm, 43 × 2 mm



Q1486 RO Pasadena Pine
→ 23 × 0.8 mm, 43 × 0.8 mm, 43 × 2 mm



Q3154 RO Dark Brown Charleston Oak
→ 23 × 0.8 mm, 43 × 0.8 mm, 43 × 2 mm



Q3309 RO Sand Gladstone Oak
→ 23 × 0.8 mm, 43 × 0.8 mm, 43 × 1.5 mm, 43 × 2 mm



Q3325 RO Tobacco Gladstone Oak
→ 23 × 0.8 mm, 43 × 0.8 mm, 43 × 1.5 mm, 43 × 2 mm



Q3326 RO Grey-Beige Gladstone Oak
→ 23 × 0.8 mm, 43 × 0.8 mm, 43 × 2 mm



Q3335 RO White Gladstone Oak
→ 23 × 0.8 mm, 43 × 0.8 mm, 43 × 2 mm



Q3342 RO Sepia Gladstone Oak
→ 23 × 0.8 mm, 43 × 0.8 mm, 43 × 2 mm



Q3403 RO White Mountain Larch
→ 23 × 0.8 mm, 43 × 0.8 mm, 43 × 2 mm



Q3404 RO Brown Mountain Larch
→ 23 × 0.8 mm, 43 × 0.8 mm, 43 × 2 mm



Q3406 RO Anthracite Mountain Larch
→ 23 × 0.8 mm, 43 × 0.8 mm, 43 × 2 mm



Q3760 RO White Cape Elm
→ 23 × 0.8 mm, 43 × 0.8 mm, 43 × 2 mm



Q3766 RO Dark Brown Cape Elm
→ 23 × 0.8 mm, 43 × 0.8 mm, 43 × 2 mm

Accent Edging

The Accent Edging in the EGGER Decorative Collection shows how the edge detail can take centre stage, for little effort or cost.

Availability Accent Edging

23 × 1.3 mm (75 lm)

43 × 1.3 mm (25 lm)

54 × 1.3 mm (25 lm)



For all boards which are available in your delivery plant, we also stock matching edging. All further variants (edgings for all available Eurodekor decors in the standardised thicknesses 0.4, 0.8 and 2 mm) are available in short time from a central stock. As an additional service, also widths which are not standard can be ordered. Those special widths will be cut centrally from mini jumbo rolls. You can define how the nominal width of 100 mm will be cut down in individual widths from 12 to 100 mm.

Three Layer



H8956 ST10 Three Layer White-Grey



H8957 ST10 Three Layer Nature



H8958 ST10 Three Layer Anthracite



Contrast



U8980 ST9 Contrast Cosmos Grey-White



U8981 ST9 Contrast Onyx Grey-White



U8982 ST9 Contrast Lava Grey-White



PMMA Edging PG/PM

PMMA Edges, which match the EGGER PerfectSense decors, have a unique depth effect and allow you to produce high-quality furniture. All PerfectSense Matt and Gloss decors are available as PMMA edging in 23 × 1.3 mm (→ page 27-28).

HotAir Edging

With our HotAir Edge, fabricators have the opportunity to produce a seamless edge. Therefore, the overall optical result when combining the board and edge is significantly upgraded because transitions are no longer visible.

Multiplex / Linea



H8955 SM Multiplex Black



F8980 LI Linea Black



Doppia



H8959 AC Doppia Black-Nature



H8960 AC Doppia White-Nature



H8961 AC Doppia Onyx Grey-Nature



F8981 AC Doppia Black-Copper



F8982 AC Doppia Black-Gold





Model 300/3



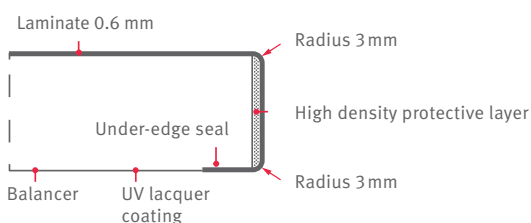
Model 100/1.5

A ready-to-use solution for kitchens, bathrooms, offices, workbenches and counters, for normal usage. For bar counters or other very high-usage applications please check for suitability.

Postformed model

Consists of a particle board core covered in a laminate, with a rounded profile on either one or both long edges. The distinctive feature of postformed tops is the seamless finish of the top surface being formed around the edge profile, so that no line is seen.

Model 300/3

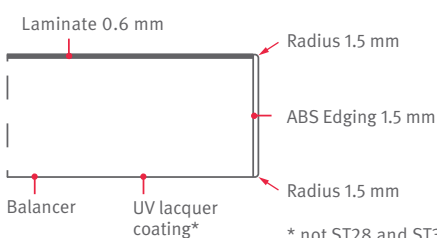


Board type	Profile	Dimension
Eurospan E1 P2 CE 38 mm	one-sided	2800, 4100, 5600 mm × 600 mm 2800, 4100, 5600 mm × 1200 mm
	two-sided	2800, 4100, 5600 mm × 1200 mm
Eurospan E1 P3 CE 38 mm	one-sided	4100 mm × 600 mm 4100 mm × 1200 mm
	two-sided	4100 mm × 920 mm
Eurospan JP F0.3 (F****) 38 mm	one-sided	2800, 3650, 5600 mm × 600 mm 2800, 3650, 5600 mm × 1200 mm
	two-sided	2800, 3650, 5600 mm × 920 mm

Square edge model

Consists of a moisture resistant particle board core covered in a laminate, with a square edge profile. The profile is edged in ABS Edging 1.5 mm thick. This thickness provides the ideal mix of edge protection, whilst fitting to the latest sleek trend.

Model 100/1.5



Board type	Profile	Dimension
Eurospan E1 P2 CE 38 mm	one-sided	2800, 4100, 5600 mm × 600 mm 2800, 4100, 5600 mm × 1200 mm
	one-sided	4100 mm × 600 mm 4100 mm × 1200 mm
Eurospan JP F0.3 (F****) 38 mm	one-sided	2800, 3650, 5600 mm × 600 mm 2800, 3650, 5600 mm × 1200 mm

Product advantages



Easy to maintain



Durable and impact resistant



Hygienic



Excellent resistance against abrasion



Matching edging included



Moisture-repellent surface

Optional services

- Individual packaging shrinked in foil with an additional edging strip possible.
- ABS Edging 43 × 1.5 mm, depending on the decors available in 25 m rolls (→ page 27-28).
- End-grain Edging, replicating the look and feel of sawn timber available (→ page 27-28).




For the manufacturing of additional items in the same decor as the worktop/countertop, make use of our service to cut 0.6 mm laminate sheets to your specification, from lengths upwards of 2000 mm.




Technical data sheets and processing advice can be downloaded from www.egger.com/downloads

Accessories




Worktop / Countertop wall profiles:

4100 × 25 × 25 mm in decor and texture combinations or the colours stainless steel and aluminium with matching inside /outside corners and cover caps.



Laminate splashback panels:

4100 × 1310 × 8 mm; laminate applied to both sides. Upon request: 2800, 5600 mm



Worktop / Countertop connection profile:

600 × 38 × 15 mm
In the colour silver.



Transition profile:

600 × 38 × 10 mm
In the colour silver.



Laminate:









From 2000 mm length × 1310 × 0.6 mm (on a roll). Only for MOD 300/3.

Enabling a new level of inspiration










EGGERs innovative, idea-sparking **9-Grid system** is a new way of presenting decors. The EGGER decors are clustered into 9-Grid groups which gives the one searching for the right decor inspiration and guidance. This results in a very efficient way of working.

White Selection Uni Warm Greys








Basic Whites

		W908 Basic White W908 Basic White
		
W911 ST2	W911 SM	W911 ST15
		
W980 ST2	W980 SM	W980 ST15
		W911 Cream White W911 Cream White W911 Cream White
		W980 Platinum White W980 Platinum White W980 Platinum White










Cool Greys

			U707 Silk Grey U788 Arctic Grey U963 Diamond Grey
			U773 Dusk Grey U732 Dust Grey U899 Cosmos Grey
U707 ST9	U788 ST9	U963 ST9	
			U763 Pearl Grey U960 Onyx Grey U999 Black
U773 ST9	U732 ST9	U899 ST9	
U763 ST9	U960 ST9	U999 ST2	







Premium Whites

			W1000 Premium White W1000 Premium White W1000 Premium White
			W1000 Premium White W1000 Premium White W1000 Premium White
W1000 ST9	W1000 ST76	W1000 ST16	
W1000 ST22	W1000 ST86	W1000 ST89	
			W1000 Premium White
	W1000 ST38		










Warm Greys

			U708 Light Grey U201 Pebble Grey U748 Truffle Brown
			U750 Taupe Grey U727 Stone Grey U741 Lava Grey
U708 ST9	U201 ST9	U748 ST9	
			U702 Cashmere Grey U767 Cubanit Grey U961 Graphite Grey
U750 ST9	U727 ST9	U741 ST9	
U702 ST9	U767 ST9	U961 ST2	

White Selection

			W1100 Alpine White W1100 Alpine White W1200 Porcelain White
			W1300 Glacier White U104 Alabaster White U775 White Grey
W1100 ST9	W1100 HG ST30	W1200 ST9	
W1300 ST9	U104 ST9	U775 ST9	

Clear and Strong Beiges

			U224 Silk White U216 Came Beige U222 Crema Beige
			U113 Cotton Beige U156 Sand Beige U717 Dakar Grey
U224 ST9	U216 ST9	U222 ST9	
			U204 Camel Brown Beige U200 Beige U795 Brown Grey
U113 ST9	U156 ST9	U717 ST9	
U204 ST9	U200 ST9	U795 ST9	










Textured Neutrals

Textile & Leather










Natural Greens

Midnight Purples






Textured Neutrals

			U702 Cashmere Grey U702 Cashmere Grey U788 Arctic Grey
U702 ST16	U702 ST89	U788 ST16	
			U763 Pearl Grey U999 Black U999 Black
U763 ST76	U999 ST38	U999 ST12	
			U732 Dust Grey U999 Black U999 Black
U732 HG ST30	U999 HG ST30	U999 ST89	










Natural Greens

			U626 Kiwi Green U636 Fjord Green U660 Amazon Green
U626 ST9	U636 ST9	U660 ST9	
			U650 Fern Green U608 Pistachio Green U630 Lime Green
U650 ST9	U608 ST9	U630 ST9	
			U606 Forest Green U655 Emerald Green U646 Niagara Green
U606 ST9	U655 ST9	U646 ST9	










Textile, Leather

			F424 Brown Linen F425 Beige Linen F426 Grey Linen
F424 ST10	F425 ST10	F426 ST10	
			F433 Anthracite Linen F404 Cognac Leather
F433 ST10	F404 ST76		

Vivid Reds

			U337 Fuchsia Pink U323 Chilli Red U390 Indian Red
U337 ST9	U323 ST9	U390 ST9	
			U353 Dusty Pink U313 Rose White U363 Flamingo Pink
U353 ST9	U313 ST9	U363 ST9	
			U321 China Red U328 Lipstick Red U311 Burgundy Red
U321 ST9	U328 ST9	U311 ST9	

Midnight Purples

			U599 Indigo Blue U414 Dark Violet U570 Midnight Blue
U599 ST9	U414 ST9	U570 ST9	
			U420 Purple U400 Powder Violet U430 Violet
U420 ST9	U400 ST9	U430 ST9	
			U560 Deep Sea Blue U330 Aubergine Purple U404 Crocus Pink
U560 ST9	U330 ST9	U404 ST9	










Living Yellows

Infinity Blues

PerfectSense

Gloss
Matt










Living Yellows

			U619 Olive Yellow U617 Wasabi Green U146 Maize Yellow
			U140 Saffron Yellow U108 Vanilla Yellow U131 Citrus Yellow
			U163 Curry Yellow U107 Velvet Yellow U114 Brilliant Yellow










PerfectSense Gloss

			U323 Chilli Red W1000 Premium White U999 Black
			U763 Pearl Grey U104 Alabaster White H3025 Macassar
			U732 Dust Grey W1100 Alpine White U961 Graphite Grey










Desert Oranges

			U818 Dark Brown U350 Siena Orange U332 Orange
			U989 Black Brown U334 Nude Brown U310 Coral Orange
			U340 Sorbet Orange U380 Blood Orange U807 Nougat Brown










PerfectSense Matt

			U702 Cashmere Grey U708 Light Grey U732 Dust Grey
			U222 Crema Beige U999 Black U727 Stone Grey
			U961 Graphite Grey W1000 Premium White W1100 Alpine White

Infinity Blues

			U504 Tyrolean Blue U507 Smoke Blue U525 Delft Blue
			U500 Glacier Blue U533 Polar Blue U522 Horizon Blue
			U515 French Blue U540 Denim Blue U550 Marine Blue

Colour Core

			U7021 Solid Cashmere Grey U7081 Solid Light Grey U7881 Solid Arctic Grey
			U9991 Solid Black U9631 Solid Diamond Grey U9601 Solid Onyx Grey
			W1001 Solid Premium White W1001 Solid Premium White W1101 Solid Alpine White


Granite

Ceramics


Metallics

Used Metall


Concrete




Marble & Slate




Ceramics



Used Metal



Granite



Metallics



Handcrafted Premium Oak

Modern Oak

Natural Pinewood

Premium Oak

			H3335 White Gladstone Oak H3309 Sand Gladstone Oak H3326 Grey-Beige Gladstone Oak
			H3325 Tobacco Gladstone Oak H3342 Sepia Gladstone Oak H3344 Natural Finline Oak
			H1176 White Halifax Oak H1180 Natural Halifax Oak H1181 Tobacco Halifax Oak

Modern Oak

			H3303 Natural Hamilton Oak H3131 Natural Davos Oak H3133 Truffle Brown Davos Oak
			H3170 Natural Kendal Oak H3171 Oiled Kendal Oak H1387 Graphite Denver Oak
			H1379 Brown Orleans Oak H1377 Sand Orleans Oak H1399 Truffle Brown Denver Oak

Handcrafted Oak

			H1145 Natural Bardolino Oak H1150 Grey Arizona Oak H3331 Natural Nebraska Oak
			H1146 Grey Bardolino Oak H1151 Brown Arizona Oak H3332 Grey Nebraska Oak
			H3156 Grey Corbridge Oak H3154 Dark Brown Charleston Oak H3155 Tobacco Charleston Oak

Coloured Pinewood

			H3450 White Fleetwood H1401 Cascina Pine H1298 Sand Lyon Ash
			H3433 Polar Aland Pine H3430 White Aland Pine H1424 Finline Cream
			H3403 White Mountain Larch H3406 Anthracite Mountain Larch H1250 Navarra Ash

Timeless Oak

			H1277 Light Lakeland Acacia H1113 Brown Kansas Oak H1199 Black-Brown Thermo Oak
			H1334 Light Sorano Oak H3395 Natural Corbridge Oak H3398 Cognac Kendal Oak
			H3368 Natural Lancaster Oak H1137 Black-Brown Sorano Oak H3157 Vicenza Oak

Natural Pinewood

			H1444 Alpine Pine H3451 Champagne Fleetwood H3453 Lava Grey Fleetwood
			H1486 Pasadena Pine H1487 Bramberg Pine H3420 Thermo Pine
			H3404 Brown Mountain Larch H3470 Natural Pine H1400 Attic Wood

Beech

Elm

Walnut

Nature in Colour

Exotics Woods

Beech & Elm

			H1518 Natural Beech H1582 Ellmau Beech H1511 Bavarian Beech
			H3760 White Cape Elm H3766 Dark Brown Cape Elm H3991 Natural Country Beech
			H1212 Brown Tossini Elm H1213 Natural Tossini Elm H1210 Grey-Beige Tossini Elm

Exotic Woods

			H3006 Sand Zebrano H3058 Mali Wenge H3012 Coco Bolo
			H1116 Dark Bamenda Wenge H1101 Mocha Macassar H3048 Antique Brown Borneo
			H3080 Mahogany H1114 Ribera Walnut H110 Sealand Pine

Walnut

			H3702 Tobacco Pacific Walnut H3700 Natural Pacific Walnut H3734 Natural Dijon Walnut
			H3710 Natural Carini Walnut H3773 Bleached Carini Walnut H3711 Tobacco Carini Walnut
			H3704 Tobacco Aida Walnut H3732 Brown Hickory H3730 Natural Hickory

Nature in Colour

			H1122 Whitewood H1123 Graphitewood H1115 Grey-Beige Bamenda
			H3047 Truffle Brown Borneo H3081 Black Havana Pine H3090 Shorewood
			H151 Bronze Wood H3001 Odessa Ash H1107 Anthracite Metallic Wood

Maple, Birch & Pear

			H111 Core Maple H3860 Champagne Hard Maple H1887 Natural Starnberg Maple
			H3840 Natural Mandal Maple H1615 Verona Cherry H1733 Mainau Birch
			H1636 Locarno Cherry H3114 Tirano Pearwood H3113 Lindau Pearwood

Horizontal Woodgrains

			H430 White Aland Pine Horizontal H433 Polar Aland Pine Horizontal H853 Lava Grey Fleetwood Horizontal
			H815 Verona Cherry Horizontal H834 Light Natural Sorano Oak Horizontal H877 Light Lakeland Acacia Horizontal
			H1133 Natural Hamilton Oak Horizontal H1163 Natural Bardolino Oak Horizontal H1734 Intarsie Walnut Horizontal

Colour guide uni colours

Whatever colour system you prefer we provide a list of RAL, Pantone and NCS references to our uni colours. RAL/NCS/Pantone matches stated below are the closest available to our decors.

Decor	Decor name	NCS	RAL	Pantone
W908	Basic White	S1002-G50Y	9016	-
W911	Cream White	S0502-Y	9010	-
W980	Platinum White	S0502-G50Y	9016	-
W1000	Premium White	S0500-N	9003	-
W1001	Solid Premium White	S0500-N	9003	-
W1100	Alpine White	S0500-N	9003	-
W1101	Solid Alpine White	S0500-N	9003	-
W1200	Porcelain White	S1002-G50Y	9016	-
U104	Alabaster White	S0505-Y10R	1013	-
U107	Velvet Yellow	S0520-Y10R	-	1205U
U108	Vanilla Yellow	S1005-Y20R	1015	-
U113	Cotton Beige	S1010-Y30R	1015	-
U114	Brilliant Yellow	S0560-Y10R	1023	115U
U131	Citrus Yellow	S0560-G90Y	1016	101U
U140	Saffron Yellow	S1030-Y10R	-	-
U146	Maize Yellow	S1040-Y10R	-	141C
U156	Sand Beige	S2005-Y40R	-	-
U163	Curry Yellow	S2060-Y10R	1032	-
U200	Beige	S3010-Y40R	-	-
U201	Pebble Grey	S3005-Y20R	7044	402U
U204	Camel Brown	S3010-Y30R	-	-
U216	Came Beige	S0502-Y50R	9001	-
U222	Crema Beige	S0505-Y40R	-	-
U224	Silk White	S0603-Y40R	9001	-
U310	Coral Orange	S1060-Y60R	-	-
U311	Burgundy Red	S5040-R	3004	-
U313	Rose White	S0907-Y90R	-	-
U321	China Red	S1580-Y90R	3020	485C
U323	Chilli Red	S1580-R	3003	1805C
U328	Lipstick Red	S1080-Y80R	2002	173C
U330	Aubergine Purple	S7010-R30B	-	-
U332	Orange	S0570-Y50R	2003	-
U334	Nude Brown	S2020-Y40R	-	728C
U337	Fuchsia Pink	S3050-R20B	-	208C
U340	Sorbet Orange	S1070-Y30R	-	130U
U350	Siena Orange	S2570-Y40R	-	152U
U353	Dusty Pink	S1020-Y80R	-	-
U363	Flamingo Pink	S1040-R10B	3015	700U
U380	Blood Orange	S3050-Y70R	2001	166U
U390	Indian Red	S2075-Y70R	3016	173U
U400	Powder Violet	S1010-R50B	-	664U
U404	Crocus Pink	S2060-R40B	4008	2415U
U414	Dark Violet	S6030-R50B	-	-
U420	Purple	S4020-R50B	-	667U
U430	Violet	S5030-R60B	-	275U
U500	Glacier Blue	S1020-B30G	-	-
U504	Tyrolean Blue	S6020-R90B	5000	295U
U507	Smoke Blue	S5020-R90B	5014	652U
U515	French Blue	S2050-R90B	-	292U

Decor	Decor name	NCS	RAL	Pantone
U522	Horizon Blue	S1030-R80B	-	2708U
U525	Delft Blue	S3060-R90B	-	300U
U533	Polar Blue	S0510-R90B	-	642C
U540	Denim Blue	S3010-R90B	-	651U
U550	Marine Blue	S6030-R80B	5003	288U
U560	Deep Sea Blue	S5540-R70B	5002	72U
U570	Midnight Blue	S7020-R70B	5013	2757U
U599	Indigo Blue	S8505-R80B	5004	-
U606	Forest Green	S7020-B90G	6005	343U
U608	Pistachio Green	S2005-G20Y	-	5527U
U617	Wasabi Green	S1515-G80Y	1000	5865C
U619	Olive Yellow	S4030-Y	-	1255U
U626	Kiwi Green	S3050-G40Y	-	377U
U630	Lime Green	S1060-G40Y	-	381U
U636	Fjord Green	S4010-B50G	-	-
U646	Niagara Green	S5030-B30G	-	3165U
U650	Fern Green	S45050-G30Y	6010	363U
U655	Emerald Green	S4050-B90G	6016	341U
U660	Amazon Green	S6030-B50G	6004	-
U702	Cashmere Grey	S2005-Y60R	-	406U
U7021	Solid Cashmere Grey	S2005-Y60R	-	406U
U707	Silk Grey	S1500-N	7047	-
U708	Light Grey	S2000-N	7047	420C
U7081	Solid Light Grey	S2000-N	7047	420C
U717	Dakar Grey	S3005-Y20R	7032	-
U727	Stone Grey	S4005-Y50R	-	407C
U732	Dust Grey	S5000-N	7037	423U
U741	Lava Grey	S7502-Y	-	Black U
U748	Truffle Brown	S7005-Y50R	-	411U
U750	Taupe Grey	S2005-Y20R	7044	2U
U763	Pearl Grey	S2500-N	-	-
U767	Cubanit Grey	S5005-Y20R	-	-
U773	Dusk Grey	S2000-N	7047	428C
U775	White Grey	S1002-Y	-	-
U788	Arctic Grey	S4500-N	-	Cool Grey 74
U7881	Solid Arctic Grey	S4500-N	-	Cool Grey 74
U795	Brown Grey	S6005-Y20R	7006	-
U807	Nougat Brown	S6020-Y50R	8024	-
U818	Dark Brown	S8010-Y50R	8016	-
U899	Cosmos Grey	S8500-N	-	Black 3U 2X
U960	Onyx Grey	S6500-N	7012	-
U9601	Solid Onyx Grey	S6500-N	7012	-
U961	Graphite Grey	S8000-N	7016	433U
U963	Diamond Grey	S7500-N	7024	426U
U9631	Solid Diamond Grey	S7500-N	7024	433U
U989	Black Brown	S8505-Y80R	9004	Black 5U 2X
U999	Black	S9000-N	9005	3C2X
U9991	Solid Black	S9000-N	9005	3C2X
F509	Aluminium	-	9006	-



With EGGER's VDS solutions, you can visualise how your decor ideas will look in various room layouts!
www.egger.com/vds

FRITZ EGGER GmbH & Co. OG

Holzwerkstoffe
Weiberndorf 20
6380 St. Johann in Tirol
Austria
T +43 50 600-0
info-sjo@egger.com

FRITZ EGGER GmbH Co. OG

Holzwerkstoffe
Tiroler Straße
163105 Unterradlberg (AT)
T +43 50 600-0
info-urb@egger.com

SC EGGER România SRL

Str. Austriei 2
PO Box
38725400 Radauti, jud. Suceava (RO)
T +40 372 438000
info-rau@egger.com

弗里茨爱格商务咨询（上海）有限公司

上海市普陀区岚皋路597号

品尊国际18英尺办公楼

1506-1507室

邮编：200333

T +86 21 5234 0688

F +86 21 5234 0988

china@egger.com

Fritz Egger AG

1-9-5 Ginza, Chuo-ku, Tokyo-to
104-0061 Japan
T +81 3 6228 6470
F +81 3 6228 6471
M +81 90 8777 7719
japan@egger.com

EGGER Australasia PTY Limited

P.O. Box 697
Carlton South, Victoria
3053
Australia
M +61 448 200 013
australia@egger.com

Arvind Katyal

B-5, Gulmohar Park
110049 New Dehli
India
T +91 11 32600929
F +91 11 46050305
india@egger.com

EGGER Productos de Madera Limitada

San Francisco de Asis 150, Oficina 403
Vitacura, Santiago
Chile
ZIP code: 7650747
T +56 2 2243 8583
chile@egger.com